

Signify Classified - Internal
Cooper Lighting Solutions Photometric Lab
1121 Highway 74 South
Peachtree City, GA 30269



Scaled data based on original data using
LM-79-08 Approved Method: Electrical and Photometric Measurements of Solid-
State Lighting Products

Test Report Prepared for
Cooper Lighting Solutions
(formerly Eaton)

Brand: STREETWORKS

Report Number: P867605

Luminaire Tested: **MEM2-HTN-SA-60-722-U-T3**

Issue Date: 08/21/2024



Test Information

Test Method: LM-79-08
Report Number: P867605
Test Lab: INNOVATION CENTER(G3)
Issue Date: 08/21/2024
Manufacturer: COOPER LIGHTING SOLUTIONS (FORMERLY EATON)
Product Line: STREETWORKS
Catalog Number: MEM2-HTN-SA-60-722-U-T3
Description: EPIC MODERN TALL HOUSING DISCRETE LED ARRAYS 60W 70CRI 2200K
FIXTURE w/ TYPE III DISTRIBUTION OPTIC
Light Source: (20) 2200K CCT, 70 CRI LEDS
Ballast/Driver: ELECTRONIC DRIVER

Summary

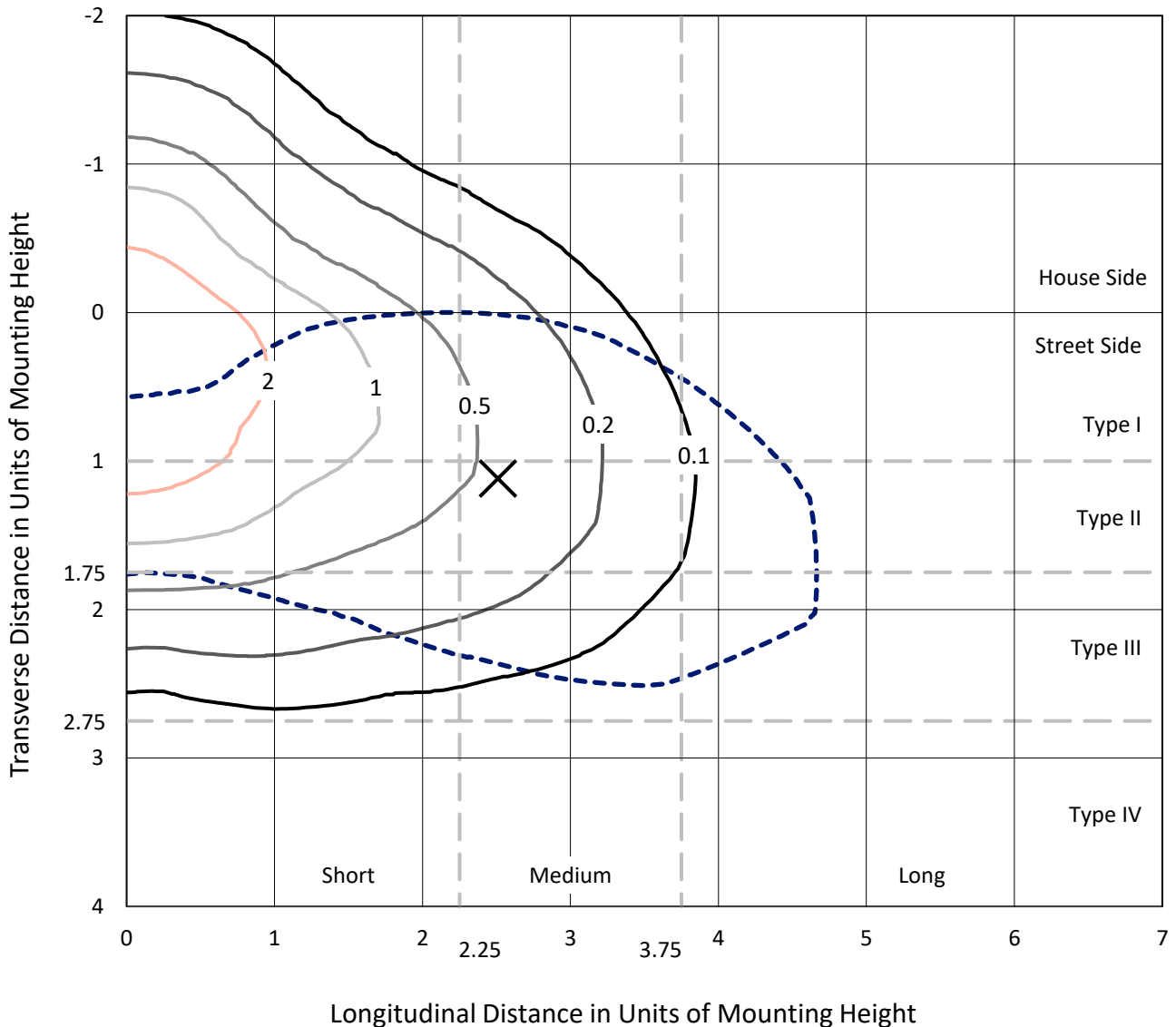
Lumens per Lamp: N/A
Luminaire Lumens: 8064.1 lumens
Efficiency: N/A
Efficacy: 132.2 lumens/watt
Luminous Opening: Rectangular (W 0.67' x L: 0.33' x H: 0')
IES Classification: Type III - Medium
BUG Rating: B2 - U0 - G2

Input Watts (W): 61
Input Voltage (V): 120
Input Current (A_{in}): NR
Voltage Rise (V): NR
Power Factor: 0.99
Total Harmonic Distortion (THDi): 9.89%
Frequency (hertz): 60
Stabilization Time: NR
Operation Time: NR
Ambient Temperature (°C): NR
Test Distance: 24 FT

REPORT NUMBER: P867605
 CATALOG NUMBER: MEM2-HTN-SA-60-722-U-T3

Iso-Footcandle Lines of Horizontal Illumination

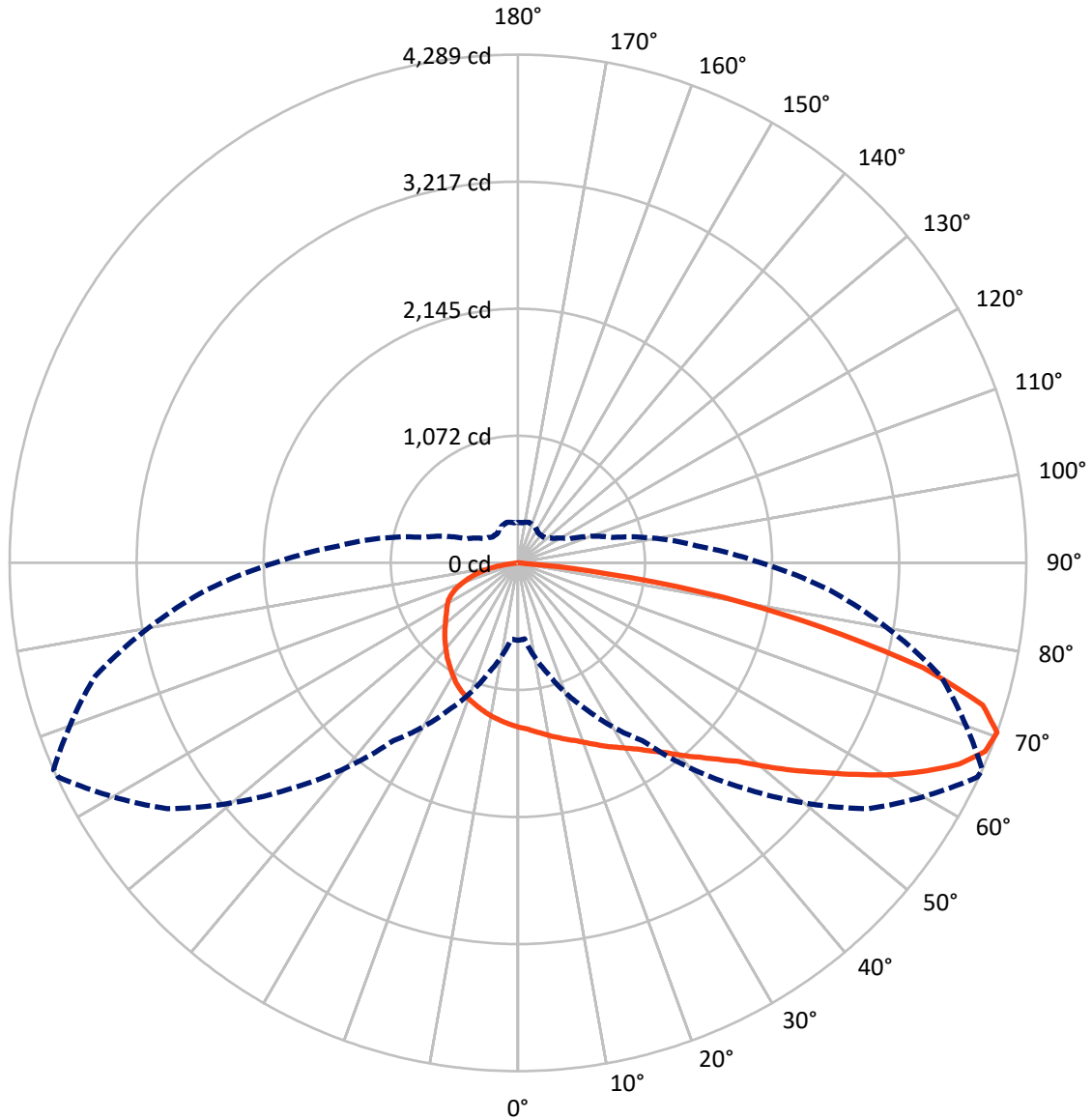
× Max cd
 - - - 1/2 Max cd



Based on 20 foot mounting height. Maximum calculated value = 3.7 fc
 Type III - Medium - N/A

REPORT NUMBER: P867605
CATALOG NUMBER: MEM2-HTN-SA-60-722-U-T3

Luminous Intensity Polar Plot



— Vertical Plane Through 66-Deg Lateral - - - Horizontal Cone Through 70-Deg Vertical

REPORT NUMBER: P867605
 CATALOG NUMBER: MEM2-HTN-SA-60-722-U-T3

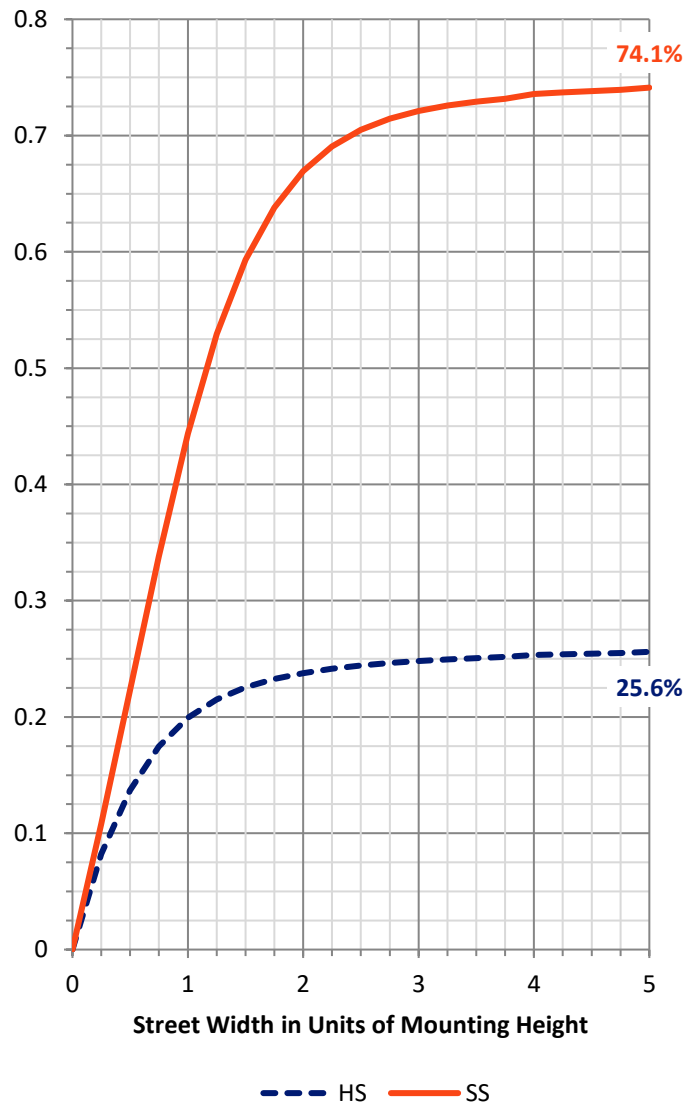
FLUX DISTRIBUTION:

		Downward	Upward	Total
House Side	Lumens	2078.2	0.0	2078.2
	% Fixture	25.8	0.0	25.8
Street Side	Lumens	5985.9	0.0	5985.9
	% Fixture	74.2	0.0	74.2
Total	Lumens	8064.1	0.0	8064.1
	% Fixture	100.0	0.0	100.0

Coefficient of Utilization

ZONAL LUMENS:

Zone	Lumens	% Fixture
0°-10°	132.8	1.6
10°-20°	395.5	4.9
20°-30°	664.3	8.2
30°-40°	1000.8	12.4
40°-50°	1358.7	16.8
50°-60°	1614.6	20.0
60°-70°	1647.8	20.4
70°-80°	1102.1	13.7
80°-90°	147.4	1.8
90°-100°	0.0	0.0
100°-110°	0.0	0.0
110°-120°	0.0	0.0
120°-130°	0.0	0.0
130°-140°	0.0	0.0
140°-150°	0.0	0.0
150°-160°	0.0	0.0
160°-170°	0.0	0.0
170°-180°	0.0	0.0
0°-90°	8064.1	100.0
0°-180°	8064.1	100.0



REPORT NUMBER: P867605

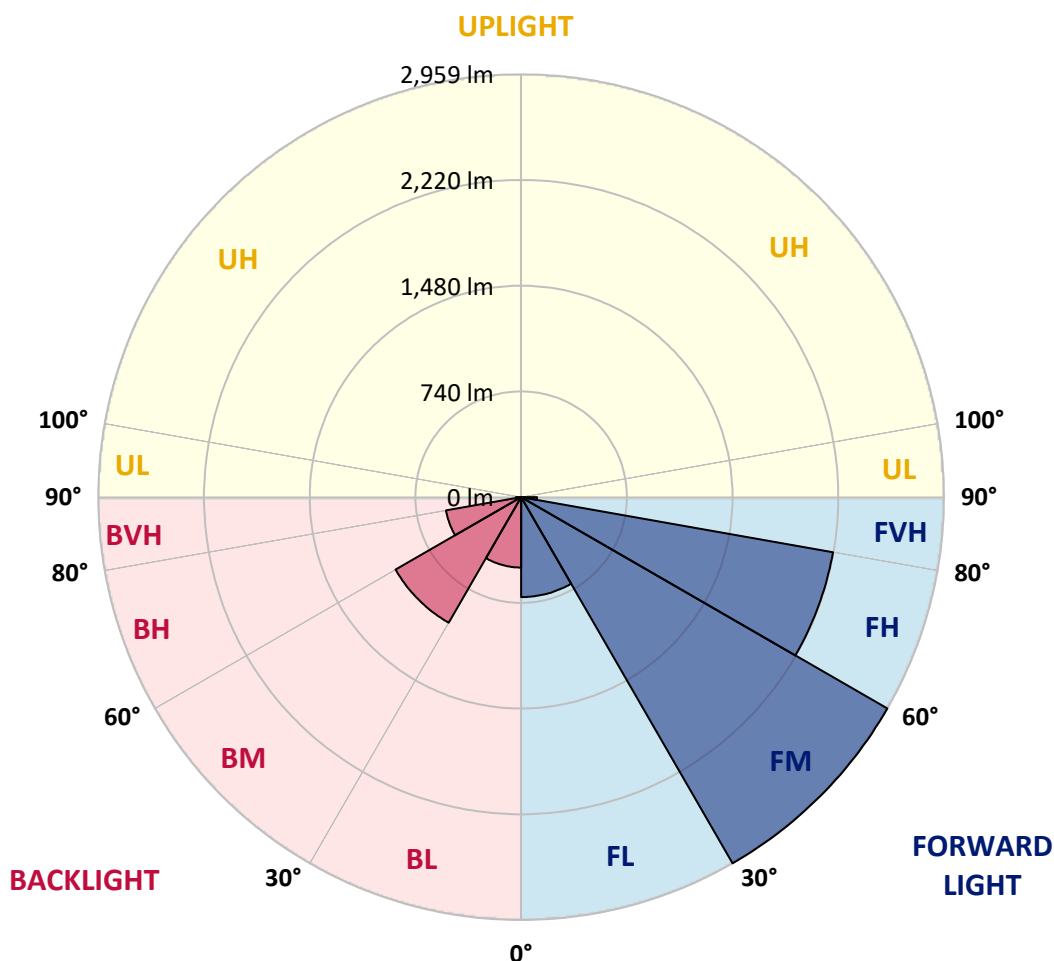
CATALOG NUMBER: MEM2-HTN-SA-60-722-U-T3

LUMINAIRE CLASSIFICATION SYSTEM LUMEN TABLE AND BUG RATING:

Zone	Lumens	% Fixture	Zone Rating/Lumen Limit		
			B	U	G
FL (0°-30°)	699.8	8.7			
FM (30°-60°)	2959.4	36.7			
FH (60°-80°)	2216.3	27.5			G2/5000
FVH (80°-90°)	110.4	1.4			G2/225
BL (0°-30°)	492.8	6.1	B1/500		
BM (30°-60°)	1014.8	12.6	B2/2500		
BH (60°-80°)	533.6	6.6	B2/1000		G2/1000
BVH (80°-90°)	37.0	0.5			G1/100
UL (90°-100°)	0.0	0.0		U0/0	
UH (100°-180°)	0.0	0.0		U0/0	

BUG Rating: B2-U0-G2

Type III Medium





REPORT NUMBER: P867605

CATALOG NUMBER: MEM2-HTN-SA-60-722-U-T3

CANDELA DISTRIBUTION (FULL):

	0°	5°	15°	25°	35°	45°	55°	65°	66°	75°	85°
0°	1387.5	1387.5	1387.5	1387.5	1387.5	1387.5	1387.5	1387.5	1387.5	1387.5	1387.5
2.5°	1437.1	1430.7	1425.9	1429.1	1419.5	1422.7	1411.5	1403.5	1401.9	1398.7	1395.5
5°	1482.0	1482.0	1474.0	1474.0	1462.8	1461.2	1445.1	1427.5	1427.5	1416.3	1403.5
7.5°	1530.1	1526.8	1517.2	1515.6	1502.8	1499.6	1482.0	1454.8	1453.2	1432.3	1413.1
10°	1563.7	1565.3	1558.9	1558.9	1549.3	1541.3	1515.6	1486.8	1483.6	1456.4	1425.9
12.5°	1589.3	1592.5	1590.9	1590.9	1582.9	1582.9	1554.1	1515.6	1512.4	1477.2	1433.9
15°	1616.6	1615.0	1619.8	1621.4	1618.2	1613.4	1592.5	1547.7	1546.1	1499.6	1445.1
17.5°	1640.6	1639.0	1640.6	1648.6	1650.2	1650.2	1629.4	1582.9	1576.5	1526.8	1454.8
20°	1655.0	1658.2	1664.6	1674.2	1679.1	1691.9	1674.2	1624.6	1618.2	1555.7	1475.6
22.5°	1709.5	1699.9	1704.7	1711.1	1717.5	1735.1	1719.1	1667.8	1663.0	1598.9	1499.6
25°	1802.4	1802.4	1791.2	1780.0	1772.0	1780.0	1767.2	1717.5	1714.3	1637.4	1526.8
27.5°	1964.2	1964.2	1940.2	1898.5	1845.7	1831.3	1821.6	1770.4	1760.8	1679.1	1544.5
30°	2169.3	2175.7	2132.5	2062.0	1964.2	1900.2	1876.1	1820.0	1815.2	1720.7	1571.7
32.5°	2388.8	2401.6	2369.6	2267.0	2106.8	1981.9	1943.4	1885.7	1874.5	1770.4	1607.0
35°	2585.9	2598.7	2555.4	2459.3	2254.2	2100.4	2023.5	1957.8	1951.4	1834.5	1659.8
37.5°	2746.1	2749.3	2722.1	2605.1	2377.6	2199.8	2122.8	2044.3	2031.5	1911.4	1715.9
40°	2915.9	2928.7	2901.5	2757.3	2489.7	2307.1	2222.2	2148.5	2137.3	1991.5	1768.8
42.5°	3093.8	3092.2	3092.2	2888.7	2601.9	2396.8	2329.5	2247.8	2241.4	2073.2	1826.5
45°	3202.7	3209.1	3191.5	2967.2	2766.9	2489.7	2433.7	2374.4	2363.2	2186.9	1901.8
47.5°	3229.9	3215.5	3135.4	3028.1	2952.8	2585.9	2565.0	2529.8	2504.2	2311.9	1994.7
50°	3193.1	3170.7	3124.2	3055.3	3021.7	2701.2	2698.0	2715.6	2698.0	2464.1	2102.0
52.5°	3055.3	3052.1	3044.1	3060.1	3005.6	2792.5	2848.6	2909.5	2906.3	2619.5	2214.2
55°	2765.3	2786.1	2882.3	2983.2	2944.8	2855.0	3016.9	3133.8	3121.0	2802.2	2329.5
57.5°	2468.9	2489.7	2613.1	2853.4	2885.5	2922.3	3205.9	3388.5	3367.7	3000.8	2435.3
60°	2211.0	2188.5	2311.9	2658.0	2802.2	2983.2	3393.4	3646.5	3628.9	3199.5	2544.2
62.5°	1802.4	1824.8	2021.9	2372.8	2685.2	3021.7	3547.2	3880.4	3869.2	3382.1	2632.3
65°	1425.9	1395.5	1691.9	2073.2	2483.3	3008.8	3680.1	4099.9	4091.9	3561.6	2699.6
67.5°	969.3	948.5	1339.4	1775.2	2209.4	2906.3	3710.6	4247.3	4250.5	3667.3	2717.2
70°	653.7	644.1	962.9	1365.0	1829.7	2685.2	3616.1	4277.7	4289.0	3694.6	2638.7
72.5°	482.2	480.6	704.9	974.1	1361.8	2267.0	3358.1	4079.1	4099.9	3502.3	2408.0
75°	379.7	384.5	503.1	692.1	908.4	1677.5	2824.6	3497.5	3529.5	3024.9	1999.5
77.5°	310.8	310.8	352.5	496.7	607.2	1041.4	2031.5	2560.2	2624.3	2334.3	1539.7
80°	251.5	256.3	261.2	346.1	402.1	594.4	1182.4	1707.9	1754.4	1626.2	1111.9
82.5°	137.8	147.4	142.6	179.4	201.9	275.6	469.4	690.5	761.0	677.7	504.7
85°	9.6	6.4	11.2	14.4	17.6	27.2	36.8	51.3	48.1	68.9	35.2
87.5°	1.6	1.6	1.6	3.2	3.2	4.8	6.4	6.4	6.4	6.4	6.4
90°	0.0	0.0	0.0	0.0	0.0	0.0	0.0	0.0	0.0	0.0	0.0



REPORT NUMBER: P867605

CATALOG NUMBER: MEM2-HTN-SA-60-722-U-T3

CANDELA DISTRIBUTION (continued):

	90°	95°	105°	115°	125°	135°	145°	155°	165°	175°	180°
0°	1387.5	1387.5	1387.5	1387.5	1387.5	1387.5	1387.5	1387.5	1387.5	1387.5	1387.5
2.5°	1393.9	1385.9	1373.0	1369.8	1365.0	1358.6	1352.2	1342.6	1339.4	1342.6	1345.8
5°	1395.5	1384.3	1363.4	1350.6	1337.8	1326.6	1313.8	1300.9	1292.9	1294.5	1300.9
7.5°	1400.3	1384.3	1352.2	1331.4	1310.6	1292.9	1272.1	1257.7	1248.1	1249.7	1254.5
10°	1406.7	1384.3	1345.8	1310.6	1281.7	1256.1	1235.3	1217.6	1208.0	1206.4	1208.0
12.5°	1408.3	1382.7	1331.4	1288.1	1252.9	1219.2	1196.8	1180.8	1171.2	1166.4	1169.6
15°	1413.1	1377.8	1317.0	1264.1	1220.8	1185.6	1158.4	1139.1	1132.7	1129.5	1127.9
17.5°	1419.5	1376.2	1304.2	1240.1	1188.8	1148.7	1124.7	1105.5	1097.5	1094.3	1097.5
20°	1429.1	1377.8	1289.7	1216.0	1160.0	1119.9	1092.7	1073.4	1067.0	1065.4	1063.8
22.5°	1441.9	1381.1	1278.5	1193.6	1127.9	1087.9	1060.6	1047.8	1043.0	1044.6	1044.6
25°	1454.8	1384.3	1262.5	1163.2	1094.3	1052.6	1033.4	1023.8	1027.0	1033.4	1033.4
27.5°	1466.0	1382.7	1240.1	1131.1	1054.2	1015.8	1001.3	1002.9	1011.0	1022.2	1023.8
30°	1480.4	1382.7	1216.0	1091.1	1009.4	972.5	969.3	982.1	994.9	1006.2	1006.2
32.5°	1502.8	1392.3	1196.8	1051.0	962.9	934.1	948.5	966.1	980.5	991.7	994.9
35°	1541.3	1413.1	1184.0	1011.0	918.0	897.2	924.4	953.3	962.9	970.9	972.5
37.5°	1578.1	1432.3	1168.0	972.5	871.6	863.6	900.4	930.8	932.5	937.3	937.3
40°	1613.4	1446.7	1147.1	930.8	826.7	826.7	870.0	895.6	892.4	887.6	889.2
42.5°	1651.8	1454.8	1123.1	892.4	789.9	789.9	825.1	847.5	845.9	852.3	857.2
45°	1698.3	1470.8	1091.1	857.2	751.4	745.0	773.8	793.1	817.1	845.9	853.9
47.5°	1762.4	1493.2	1065.4	818.7	719.4	696.9	708.2	748.2	775.4	799.5	802.7
50°	1829.7	1525.2	1043.0	778.6	680.9	640.9	650.5	695.3	711.4	721.0	725.8
52.5°	1901.8	1550.9	1023.8	745.0	640.9	583.2	596.0	639.3	650.5	658.5	660.1
55°	1964.2	1571.7	999.7	713.0	597.6	528.7	544.7	586.4	597.6	607.2	607.2
57.5°	2029.9	1590.9	983.7	685.7	551.1	483.8	495.1	536.7	552.7	555.9	560.8
60°	2084.4	1608.6	969.3	660.1	507.9	443.8	451.8	488.7	507.9	509.5	512.7
62.5°	2122.8	1619.8	961.3	628.0	464.6	403.7	410.2	447.0	469.4	474.2	475.8
65°	2146.9	1626.2	946.9	586.4	427.8	370.1	370.1	406.9	429.4	440.6	443.8
67.5°	2135.7	1615.0	908.4	538.3	394.1	336.5	334.8	371.7	390.9	397.3	398.9
70°	2049.2	1549.3	829.9	479.0	358.9	306.0	302.8	336.5	354.1	339.7	341.3
72.5°	1872.9	1400.3	722.6	419.8	322.0	277.2	274.0	302.8	304.4	304.4	302.8
75°	1578.1	1143.9	576.8	357.3	283.6	246.7	248.3	270.8	272.4	280.4	275.6
77.5°	1209.6	847.5	450.2	285.2	240.3	219.5	227.5	235.5	246.7	257.9	246.7
80°	879.6	584.8	312.4	213.1	185.8	185.8	189.1	197.1	213.1	224.3	213.1
82.5°	376.5	257.9	144.2	105.7	91.3	89.7	91.3	91.3	112.2	115.4	100.9
85°	28.8	24.0	17.6	17.6	14.4	8.0	8.0	6.4	4.8	4.8	4.8
87.5°	6.4	4.8	4.8	4.8	3.2	3.2	3.2	3.2	3.2	3.2	3.2
90°	0.0	0.0	0.0	0.0	0.0	0.0	0.0	0.0	0.0	0.0	0.0

LM-79-2019: Approved Method: Electrical and Photometric Measurements of Solid-State Lighting Products

Report Prepared for

Cooper Lighting Solutions

Streetworks

Report Number: SP1-2407-157-2

Test Date: 08/07/2024

Luminaire Tested: MEM2-HTN-SA-30-722-U-5WQ-2

Data in this report applies to families of products including MEM2-HTN-SA-30-722-U-5WQ-2

Test Information

Test Method: LM-79-2019
 Report Number: SP1-2407-157-2
 Test Lab: COOPER LIGHTING SOLUTIONS
 Photometer: SP1 - 76IN SPHERE
 Measurement Geometry: 4π
 Issue Date: 08/20/2024
 Manufacturer: COOPER LIGHTING SOLUTIONS
 Product Line: Streetworks
 Catalog Number: **MEM2-HTN-SA-30-722-U-5WQ-2**
 Description: Epic Modern Light Square 30W 5WQ Optic and Flare Trim

Spectral Parameters

CCT (K): 2253
 CIE u': 0.2868
 CIE v': 0.5332
 Duv: -0.0014
 CIE x: 0.4974
 CIE y: 0.4110
 CIE z: 0.0915
 Peak Wavelength (nm): 603
 Dominant Wavelength (nm): 587
 Purity: 72.69432
 Rf: 76.9
 Rg: 92.7

CRI (Ra):	70.6		
R1:	68.4	R9:	-36.0
R2:	88.7	R10:	78.2
R3:	85.4	R11:	61.0
R4:	63.5	R12:	74.2
R5:	69.0	R13:	72.8
R6:	88.9	R14:	92.2
R7:	68.5	R15:	58.0
R8:	32.0		



Test Conditions

Stabilization Time: 29M
 Operation Time: 1H 29M
 Sphere Temperature (°C): 24.1

REPORT NUMBER: SP1-2407-157-2

Measurement and Test Equipment			
Instrument	Identification Number	Calibration Date	Calibration Due Date
Photometer	IN0058	6/18/2024	12/18/2024
Power Meter	INXT2011004	2/8/2024	2/8/2025
AC Power Source	IN0063	10/24/2023	10/24/2024
DC Power Source	IN0208	10/24/2023	10/24/2024
Sphere Thermometer	IN0085	10/24/2023	10/24/2024
Room Thermometer	IN0046	10/24/2023	10/24/2024

REPORT NUMBER: SP1-2407-157-2

CIE 1931 Chromaticity Diagram



CIE 1931 Chromaticity Diagram with 2017 ANSI 7-Step and 4-Step Quadrangles



Point lies inside the ANSI 2200K 4-step quadrangle

REPORT NUMBER: SP1-2407-157-2

Photopic Flux vs. Wavelength



Photopic Lumens: NR

λ (nm)	Power W [^] /nm	Lumens (ϕ /nm)	λ (nm)	Power W [^] /nm	Lumens (ϕ /nm)	λ (nm)	Power W [^] /nm	Lumens (ϕ /nm)	λ (nm)	Power W [^] /nm	Lumens (ϕ /nm)	λ (nm)	Power W [^] /nm	Lumens (ϕ /nm)
360	0	NR	490	117	NR	620	896	NR	750	20	NR	880	0	NR
365	0	NR	495	137	NR	625	838	NR	755	17	NR	885	0	NR
370	0	NR	500	160	NR	630	774	NR	760	14	NR	890	0	NR
375	0	NR	505	183	NR	635	704	NR	765	12	NR	895	0	NR
380	0	NR	510	202	NR	640	635	NR	770	10	NR	900	0	NR
385	0	NR	515	219	NR	645	565	NR	775	9	NR	905	0	NR
390	0	NR	520	235	NR	650	501	NR	780	7	NR	910	0	NR
395	0	NR	525	249	NR	655	440	NR	785	6	NR	915	0	NR
400	0	NR	530	263	NR	660	383	NR	790	5	NR	920	0	NR
405	0	NR	535	281	NR	665	332	NR	795	5	NR	925	0	NR
410	1	NR	540	302	NR	670	286	NR	800	4	NR	930	0	NR
415	3	NR	545	331	NR	675	245	NR	805	3	NR	935	0	NR
420	6	NR	550	366	NR	680	210	NR	810	3	NR	940	0	NR
425	12	NR	555	411	NR	685	178	NR	815	3	NR	945	0	NR
430	21	NR	560	469	NR	690	152	NR	820	2	NR	950	0	NR
435	38	NR	565	536	NR	695	129	NR	825	2	NR	955	0	NR
440	66	NR	570	614	NR	700	109	NR	830	2	NR	960	0	NR
445	122	NR	575	701	NR	705	92	NR	835	1	NR	965	0	NR
450	215	NR	580	785	NR	710	77	NR	840	1	NR	970	0	NR
455	236	NR	585	863	NR	715	66	NR	845	1	NR	975	0	NR
460	170	NR	590	928	NR	720	55	NR	850	1	NR	980	0	NR
465	148	NR	595	971	NR	725	47	NR	855	1	NR	985	0	NR
470	132	NR	600	994	NR	730	40	NR	860	1	NR	990	0	NR
475	104	NR	605	996	NR	735	33	NR	865	1	NR	995	0	NR
480	97	NR	610	979	NR	740	28	NR	870	1	NR	1000	0	NR
485	105	NR	615	943	NR	745	24	NR	875	0	NR			

REPORT NUMBER: SP1-2407-157-2

Scotopic Flux vs. Wavelength



Scotopic Lumens: NR

S/P: 0.96

λ (nm)	Power W [^] /nm	Lumens (φ/nm)	λ (nm)	Power W [^] /nm	Lumens (φ/nm)	λ (nm)	Power W [^] /nm	Lumens (φ/nm)	λ (nm)	Power W [^] /nm	Lumens (φ/nm)	λ (nm)	Power W [^] /nm	Lumens (φ/nm)
360	0	NR	490	117	NR	620	896	NR	750	20	NR	880	0	NR
365	0	NR	495	137	NR	625	838	NR	755	17	NR	885	0	NR
370	0	NR	500	160	NR	630	774	NR	760	14	NR	890	0	NR
375	0	NR	505	183	NR	635	704	NR	765	12	NR	895	0	NR
380	0	NR	510	202	NR	640	635	NR	770	10	NR	900	0	NR
385	0	NR	515	219	NR	645	565	NR	775	9	NR	905	0	NR
390	0	NR	520	235	NR	650	501	NR	780	7	NR	910	0	NR
395	0	NR	525	249	NR	655	440	NR	785	6	NR	915	0	NR
400	0	NR	530	263	NR	660	383	NR	790	5	NR	920	0	NR
405	0	NR	535	281	NR	665	332	NR	795	5	NR	925	0	NR
410	1	NR	540	302	NR	670	286	NR	800	4	NR	930	0	NR
415	3	NR	545	331	NR	675	245	NR	805	3	NR	935	0	NR
420	6	NR	550	366	NR	680	210	NR	810	3	NR	940	0	NR
425	12	NR	555	411	NR	685	178	NR	815	3	NR	945	0	NR
430	21	NR	560	469	NR	690	152	NR	820	2	NR	950	0	NR
435	38	NR	565	536	NR	695	129	NR	825	2	NR	955	0	NR
440	66	NR	570	614	NR	700	109	NR	830	2	NR	960	0	NR
445	122	NR	575	701	NR	705	92	NR	835	1	NR	965	0	NR
450	215	NR	580	785	NR	710	77	NR	840	1	NR	970	0	NR
455	236	NR	585	863	NR	715	66	NR	845	1	NR	975	0	NR
460	170	NR	590	928	NR	720	55	NR	850	1	NR	980	0	NR
465	148	NR	595	971	NR	725	47	NR	855	1	NR	985	0	NR
470	132	NR	600	994	NR	730	40	NR	860	1	NR	990	0	NR
475	104	NR	605	996	NR	735	33	NR	865	1	NR	995	0	NR
480	97	NR	610	979	NR	740	28	NR	870	1	NR	1000	0	NR
485	105	NR	615	943	NR	745	24	NR	875	0	NR			

REPORT NUMBER: SP1-2407-157-2

Melanopic Flux vs. Wavelength



Melanopic Lumens: NR

M/P: 1.71

λ (nm)	Power W ² /nm	Lumens (φ/nm)	λ (nm)	Power W ² /nm	Lumens (φ/nm)	λ (nm)	Power W ² /nm	Lumens (φ/nm)	λ (nm)	Power W ² /nm	Lumens (φ/nm)	λ (nm)	Power W ² /nm	Lumens (φ/nm)
360	0	NR	490	117	NR	620	896	NR	750	20	NR	880	0	NR
365	0	NR	495	137	NR	625	838	NR	755	17	NR	885	0	NR
370	0	NR	500	160	NR	630	774	NR	760	14	NR	890	0	NR
375	0	NR	505	183	NR	635	704	NR	765	12	NR	895	0	NR
380	0	NR	510	202	NR	640	635	NR	770	10	NR	900	0	NR
385	0	NR	515	219	NR	645	565	NR	775	9	NR	905	0	NR
390	0	NR	520	235	NR	650	501	NR	780	7	NR	910	0	NR
395	0	NR	525	249	NR	655	440	NR	785	6	NR	915	0	NR
400	0	NR	530	263	NR	660	383	NR	790	5	NR	920	0	NR
405	0	NR	535	281	NR	665	332	NR	795	5	NR	925	0	NR
410	1	NR	540	302	NR	670	286	NR	800	4	NR	930	0	NR
415	3	NR	545	331	NR	675	245	NR	805	3	NR	935	0	NR
420	6	NR	550	366	NR	680	210	NR	810	3	NR	940	0	NR
425	12	NR	555	411	NR	685	178	NR	815	3	NR	945	0	NR
430	21	NR	560	469	NR	690	152	NR	820	2	NR	950	0	NR
435	38	NR	565	536	NR	695	129	NR	825	2	NR	955	0	NR
440	66	NR	570	614	NR	700	109	NR	830	2	NR	960	0	NR
445	122	NR	575	701	NR	705	92	NR	835	1	NR	965	0	NR
450	215	NR	580	785	NR	710	77	NR	840	1	NR	970	0	NR
455	236	NR	585	863	NR	715	66	NR	845	1	NR	975	0	NR
460	170	NR	590	928	NR	720	55	NR	850	1	NR	980	0	NR
465	148	NR	595	971	NR	725	47	NR	855	1	NR	985	0	NR
470	132	NR	600	994	NR	730	40	NR	860	1	NR	990	0	NR
475	104	NR	605	996	NR	735	33	NR	865	1	NR	995	0	NR
480	97	NR	610	979	NR	740	28	NR	870	1	NR	1000	0	NR
485	105	NR	615	943	NR	745	24	NR	875	0	NR			

Summary

$R_f = 76.9$
 $R_g = 92.7$
 CIE $R_a = 70.6$
 $R_9 = -36.0$



Color Vector Graphics



Individual Sample Fidelity Index ($R_{f,i}$)

CES01 = 87	CES26 = 76	CES51 = 88	CES76 = 78
CES02 = 65	CES27 = 94	CES52 = 85	CES77 = 75
CES03 = 32	CES28 = 93	CES53 = 80	CES78 = 79
CES04 = 72	CES29 = 81	CES54 = 86	CES79 = 82
CES05 = 51	CES30 = 91	CES55 = 83	CES80 = 81
CES06 = 52	CES31 = 83	CES56 = 77	CES81 = 51
CES07 = 44	CES32 = 75	CES57 = 75	CES82 = 92
CES08 = 42	CES33 = 88	CES58 = 76	CES83 = 88
CES09 = 29	CES34 = 88	CES59 = 84	CES84 = 90
CES10 = 79	CES35 = 94	CES60 = 91	CES85 = 65
CES11 = 62	CES36 = 90	CES61 = 82	CES86 = 48
CES12 = 68	CES37 = 97	CES62 = 91	CES87 = 76
CES13 = 45	CES38 = 98	CES63 = 86	CES88 = 78
CES14 = 75	CES39 = 97	CES64 = 70	CES89 = 61
CES15 = 72	CES40 = 94	CES65 = 71	CES90 = 80
CES16 = 48	CES41 = 95	CES66 = 71	CES91 = 80
CES17 = 51	CES42 = 89	CES67 = 70	CES92 = 51
CES18 = 57	CES43 = 80	CES68 = 74	CES93 = 68
CES19 = 74	CES44 = 99	CES69 = 84	CES94 = 44
CES20 = 68	CES45 = 83	CES70 = 72	CES95 = 66
CES21 = 88	CES46 = 81	CES71 = 75	CES96 = 75
CES22 = 81	CES47 = 88	CES72 = 89	CES97 = 76
CES23 = 92	CES48 = 73	CES73 = 68	CES98 = 72
CES24 = 92	CES49 = 82	CES74 = 85	CES99 = 63
CES25 = 73	CES50 = 87	CES75 = 80	



Color Rendition by Hue-Angle Bin



Measure Comparisons



(END OF REPORT)